



24VDC

EVA.7

**ROAD BARRIERS**

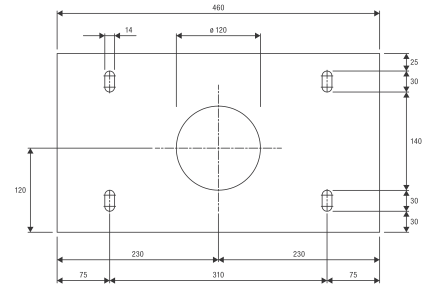
control unit with integrated receiver and absolute encoder
 built-in battery charger
 external release
 2 standard 480 mm springs included

**for passages up to 7 m**

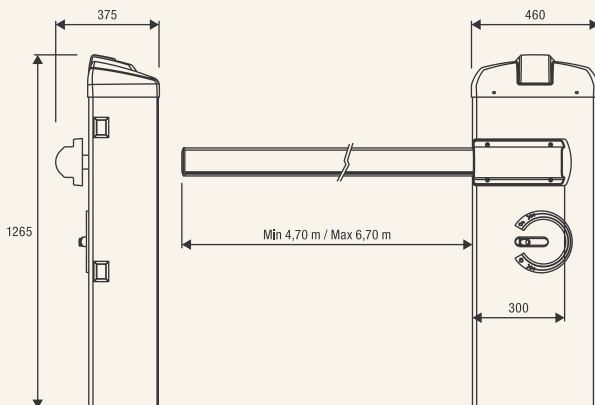
100%
 Made in Italy

**24 Vdc** | intensive use

- 24 Vdc electromechanical barrier for intensive use with control unit with integrated receiver, battery charger and extended range switching power supply from 100 to 250 Vac, 50/60 Hz
- Integrated absolute encoder, which ensures greater precision in slowdowns and advanced control of the boom movement so that it never loses the reference position of the boom even if there is a power cut or the automatic device is released
- Integrated STC System for precise torque calculation
- Easy installation and possibility of quick connection for operation of opposed barriers, thanks to the SIS accessory board
- Reduced energy use on stand-by
- Possibility to install FTC.S photocells using concealed system so that they are perfectly integrated
- Integrated flashing lamp (requires EVA.LAMP accessory)

Foundation plate not included

VE.P650


**WITHOUT ACCESSORIES**

BAR LENGTH (m)	TYPE OF SPRING	APPROX TENSIONING OF THE SPRING (mm)	
		EVA.KM	STANDARD SPRING
5	STANDARD SPRING	---	35
5,5	STANDARD SPRING	---	90
6	EVA.KM + STANDARD SPRING	31	15
6,5	N° 2 STANDARD SPRINGS	---	5 / 5
7	N° 2 STANDARD SPRINGS	---	35 / 35


WITH ACCESSORIES: CAP, EVA.L, SC.RES/VE.RAST, VE.AM

BAR LENGTH (m)	TYPE OF SPRING	APPROX TENSIONING OF THE SPRING (mm)	
		EVA.KM	STANDARD SPRING
5	STANDARD SPRING	---	35
5,5	EVA.KM + STANDARD SPRING	---	90
6	N° 2 STANDARD SPRINGS	31	15
6,5	N° 2 STANDARD SPRINGS	---	5 / 5
7	---	---	35 / 35


Attention: The installation of the VE.RAST interferes with the use of the SC.RES and vice versa. The installation of the EVA.L8 lights kit does not influence the balancing of the bar.



EVA7.A
Painted elliptical aluminium arm complete with cap, profile in shock-proof rubber (L: 7 m).



EVA7.A2
Painted elliptical aluminium arm cut into two pieces measuring 3.5 m each. Equipped with joint.



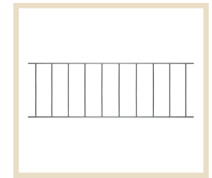
EVA7.G
Aluminium joint.



VE.P650
Foundation plate with coach screws.



VE.AM
Mobile support for arms.




VE.RAST
Aluminium rack L= 2 m. H= 60 cm



EVA.AF
Painted fixed support.



EVA.L8
Set of lights for rods. L = 11 m.



EVA.LAMP
Circuit for flashing light.



EVA.SUP
Support for EVA internal accessories.



VE.CS
Traffic-light control unit for LED.TL.



LED.TL
2 light 240 Vac LED traffic light.



SIS
Quick connection electronic board that allows synchronised movement of 2 automation devices (opposed barriers). One board for each motor is necessary.




VE.KM1HN
Single channel loop detector.



VE.KM2HN
Two channels loop detector.



FTC.S
24 Vac/dc surface mounting photocell. It is possible to synchronise up to 4 pairs of photocells.



EVA.CAT7
Set of 20 adhesive refractor strips.



IRI.TX4VA
4-channel transmitter with Advanced Rolling Code and Rolling Code.



BE.CODE
Wireless battery operated keypad, with triple coding. Numerical membrane keypad to guarantee maximum activation sensitivity. It can memorise up to 254 PINs.

TECHNICAL DATA	EVA.7
Power supply	100 ÷ 250 Vac (50-60Hz)
Motor supply	24 Vdc
Max absorbed current	1.6 A
Power consumption in stand-by	40 mA
Torque	285 Nm
Opening time	3.5" ÷ 6"
Duty cycle	intensive use
Protection level	IP44
Operating temperature	-20°C /+50°C
Weight	78.4 kg



Beninca Australia Pty Ltd
11/51 Owen St, Glendenning NSW 2761 AUSTRALIA
P + 61 2 9677 2827
info@BenincaAustralia.com.au

[licensed installer]